




# THE IDAHO ECONOMIC DEVELOPMENT EFFECT



**\$94.9** BILLION  
State GRP

**932,817** Total Estimated  
2022 Employment


## Top State Industries



Semiconductor and  
Related Device  
Manufacturing



Back Offices and  
Shared Services



Animal  
Production



Professional,  
Scientific,  
Technical Services




Accommodation  
and Food Services



Food  
Manufacturing



Agriculture  
Support Activities



Electrical Equipment  
Manufacturing

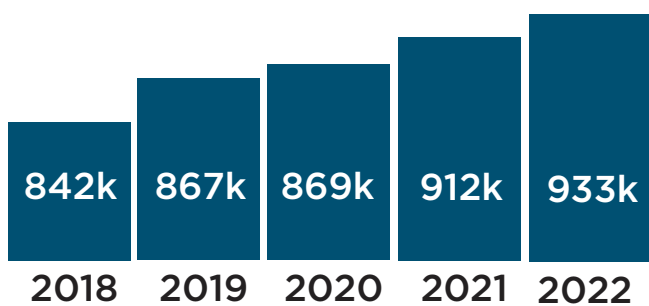


Wood Product  
Manufacturing



Mining

## 5-Year Historic Job Growth



**10%** 10-Year Forecasted  
Job Growth

**\$61,631** Average  
Wage

## 5-Year Program Impacts (2017 - 2021)



**8,354**  
Jobs



**\$44M**  
Infrastructure



**\$1.7B**  
Cap Ex

CDBG

RCIF

GEM

TRI

Opportunity  
Fund

*Economic Modeling Specialist International (EMSI), 2022 Q4;  
Data from US Bureau of Economic Analysis and US Department of Labor Statistics*

Learn more at [commerce.idaho.gov](https://commerce.idaho.gov)