

Executive | COVID-19 Idaho Business I...



COVID -19 Idaho Business Impact Survey

Executive Report | April 2020

Survey Overview

The Idaho Department of Commerce in partnership with the Idaho State Department of Agriculture conducted an Idaho Business Impact Survey in relation to COVID-19. The survey opened on April 14, 2020 and closed on April 23rd, 2020. The purpose of the survey was to gain insight into the economic and employment impact the COVID-19 pandemic was having on Idaho businesses and to identify potential opportunities of assistance.

The survey was distributed by department newsletters, social media outlets, and to economic development partners throughout the state. The survey collected 1305 responses, after data cleanup the survey produced 1255 valid responses. The respondents were assigned NAICS Code classification for industry categories.

The results from the survey are viewable below in the following categories;

- Jobs Impacted
- Revenue Impacted
- International Business Impacted
- Other Areas of Impact
- Change in Product Offering
- Recovery Forecast
- Stimulus Loan or Grant
- Other Areas of Assistance

The survey results are interactive. Results can be filtered by selecting one or more of the “NAICS Code Filter” or “Idaho Region Filter” options. Use your cursor to hover over areas of interest for more in-depth findings.

Key Findings

Jobs Impacted

- **69%** of businesses reported having to suspend some or all operations due to COVID-19.
- **51%** of businesses reported a decrease in employment. Of the **51%**, **75%** reported having to decrease employment by more than **75%**. Prior to COVID-19, most of the respondent's employment size was between 1-20 employees.

Revenue Impacted

- **83%** of businesses reported a decrease in revenue due to COVID-19. Of the **83%**, **41%** reported a decrease of more than **75%**.

International Business Impacted

- **67%** of businesses reported their international business has been impacted by COVID-19. Of the **67%** reporting international business impact, **78%** reported an impact to exports and **22%** to their imports.

Other Areas of Impact

- **76%** of businesses reported negative impacts to their supply chains, **68%** negative impacts to their logistics, and **50%** experienced negative impact regarding manufacturing.

Change in Product Offering

- **9%** of businesses reported selling or manufacturing new products or services because of COVID-19. PPE's (Personal Protective Equipment), Remote Services and Curbside Pickup/Delivery Alternatives topped the list.

Recovery Forecast

- At the time of the survey, **30%** of businesses expected to recover and be back to normal operations within 6-12 months. **21%** expected the recovery would take longer than 12 months.

Other Areas of Assistance

- **43%** of businesses reported Grants were the leading area of assistance needed. As of May 11th, 2020, \$300 million in Idaho Small Business Grants have been made available for applicants. For more information see [Idaho Rebound Cash Grants for Small Business](#)

Please note that some questions were omitted from the analysis to preserve the confidentiality of participants. Individual answers with less than 30 responses do not significantly represent the sample population.

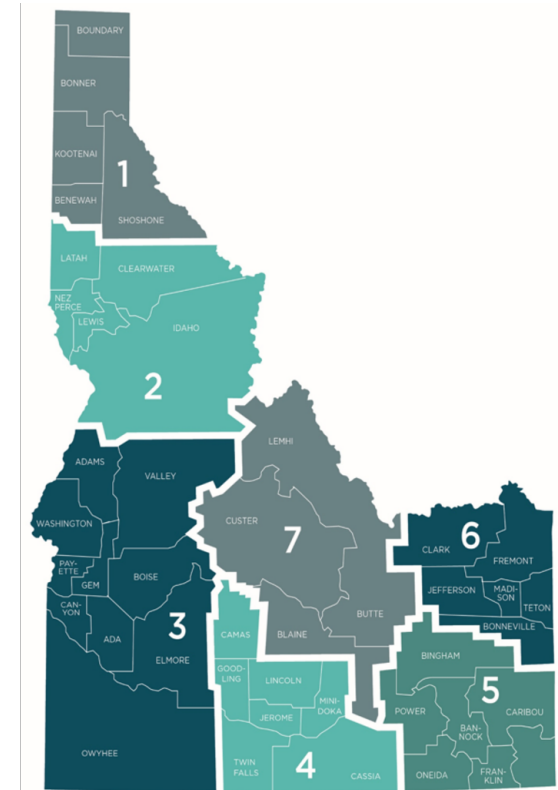
For questions or comments info@commerce.idaho.gov

NAICS Code Filter

- 11 Agriculture, Forestry, Fishing and Hunting
- 21-23 Mining, Utilities, Construction
- 31-33 Manufacturing
- 42-45 Wholesale Trade, Retail Trade
- 48-49 Transportation and Warehousing
- 51-54 Information, Finance and Insurance, Real Estate Rental and Leasing, Professional, Scientific, a...
- 55-56 Administrative, Support, Waste and Remediation, Mang. Of Comp and Enterprises
- 61-62 Educational Services, Health Care and Social Assistance
- 71 Arts, Entertainment, and Recreation
- 72 Accommodation and Food Services
- 81 Consumer and Business Services
- 92 Public Administration
- n/a

Idaho Region Filter

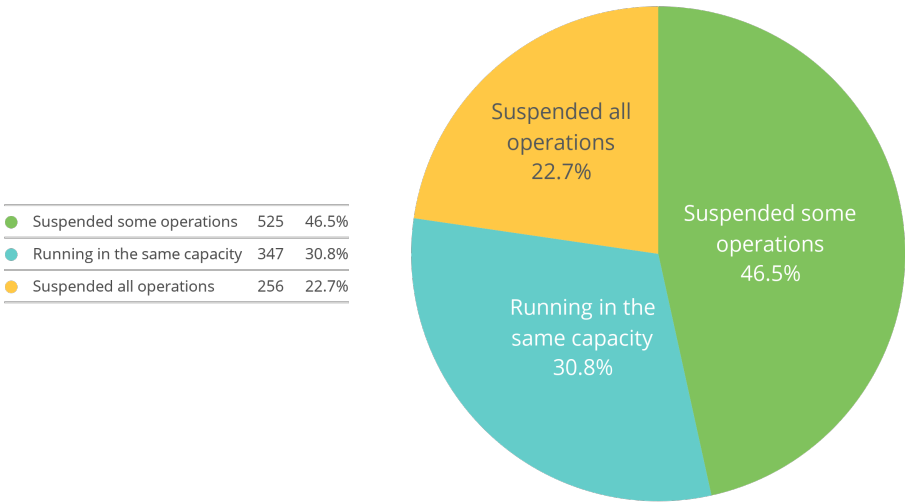
- Region 1
- Region 2
- Region 3
- Region 4
- Region 5
- Region 6
- Region 7



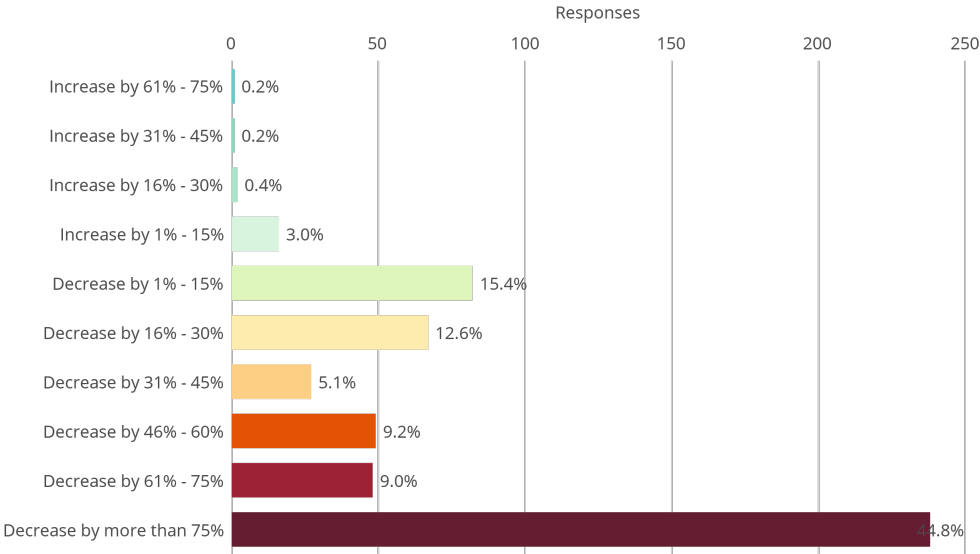
To see COVID-19 impact at the industry level, please select a NAICS code from the list above. To breakdown results further by location, select a region from the filter options above. Once a group has been selected from either filters, you will see a blue filter icon appear on all of the visualizations. To remove a filter, simply re-select the industry code or region filter from the list.

Jobs Impacted

Have you had to suspended your business operations?
1,125 responses

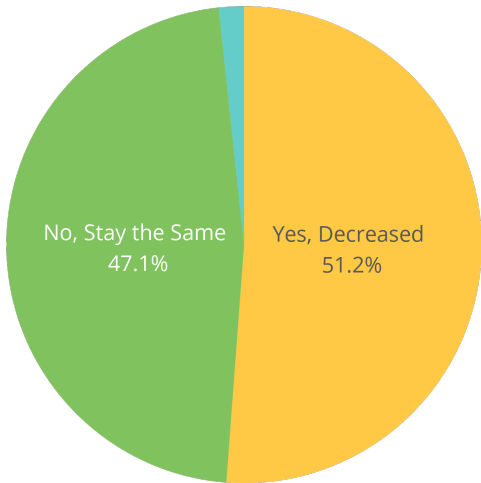



What percentage has your company's employment changed?
531 responses



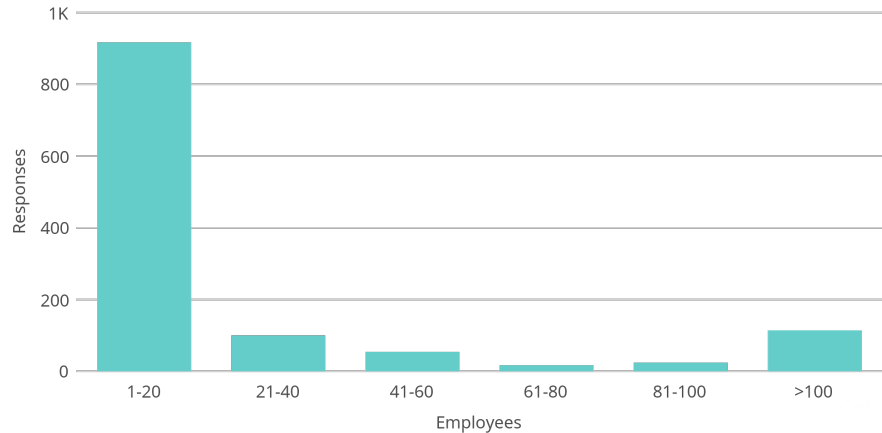
Has your company's employment been impacted?

1,174 responses



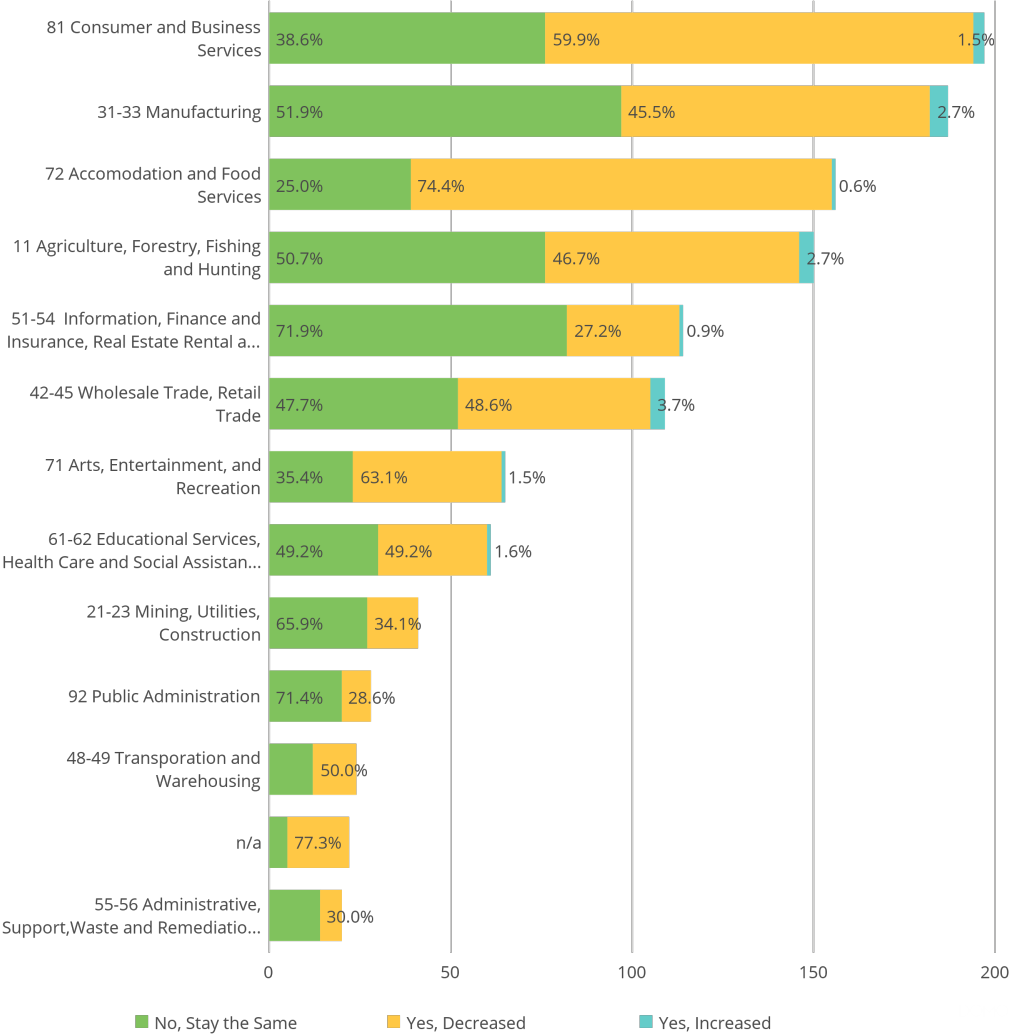
How many employees did you have prior to Covid-19?

1,226 responses



Employment impact by Industry

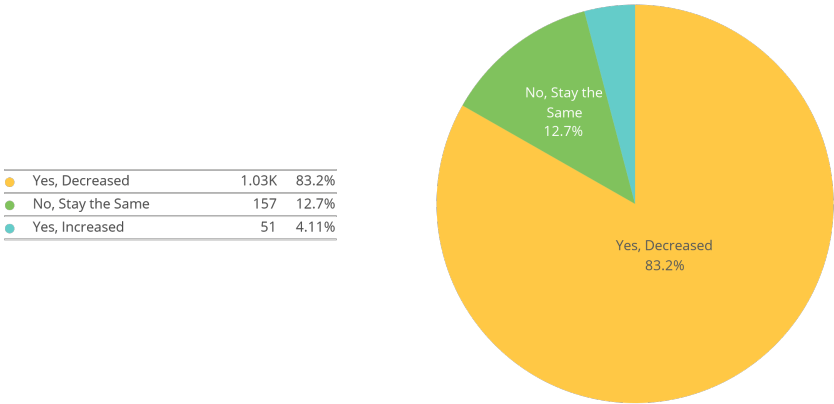
1,174 responses



Revenue Impacted

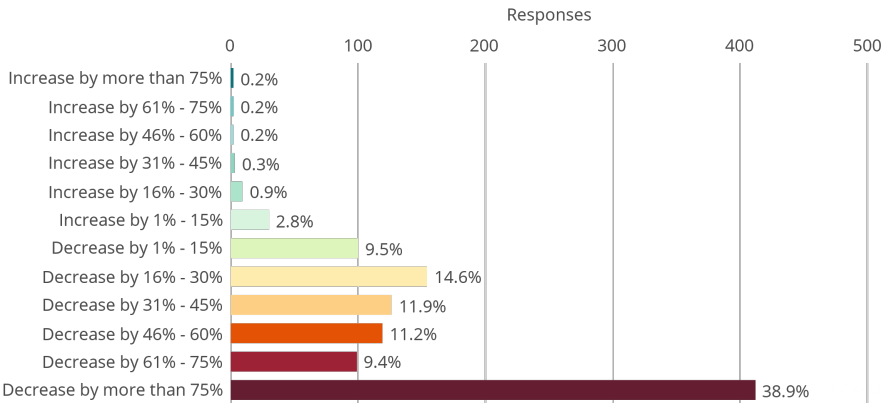
Has your revenue been impacted due to COVID-19?

1,240 responses



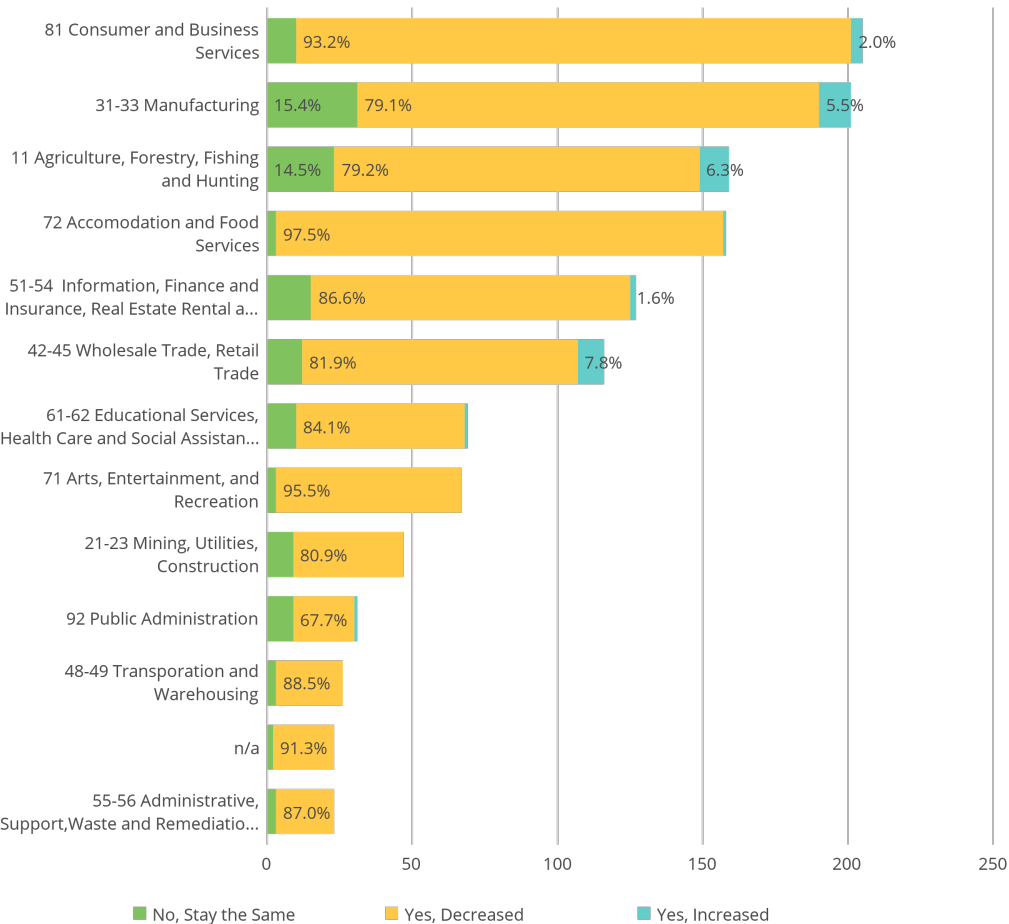
What percentage has your company's revenue changed?

1,058 responses



Revenue impact by Industry

1,252 responses

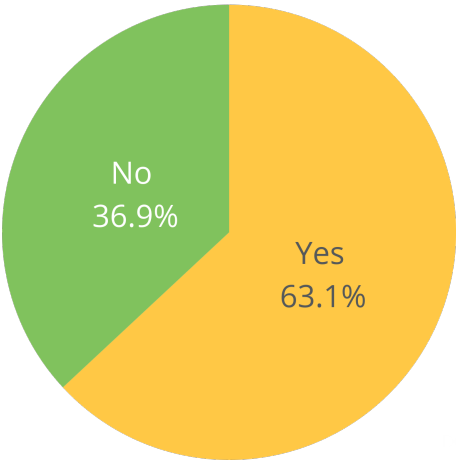


International Business Impacted

Has your company's international business been impacted by COVID-19?

260 responses

Yes	164	63.1%
No	96	36.9%



Proportion of export and import countries impacted by COVID-19

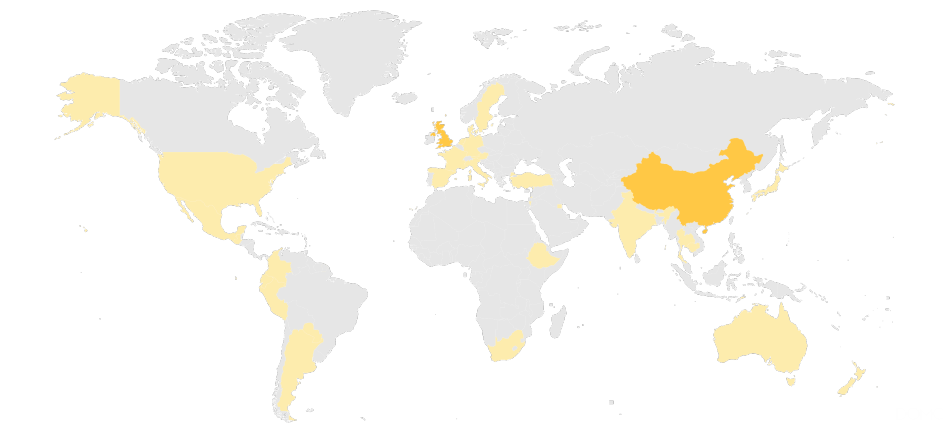
Exports affected	76.0%
Imports affected	24.0%



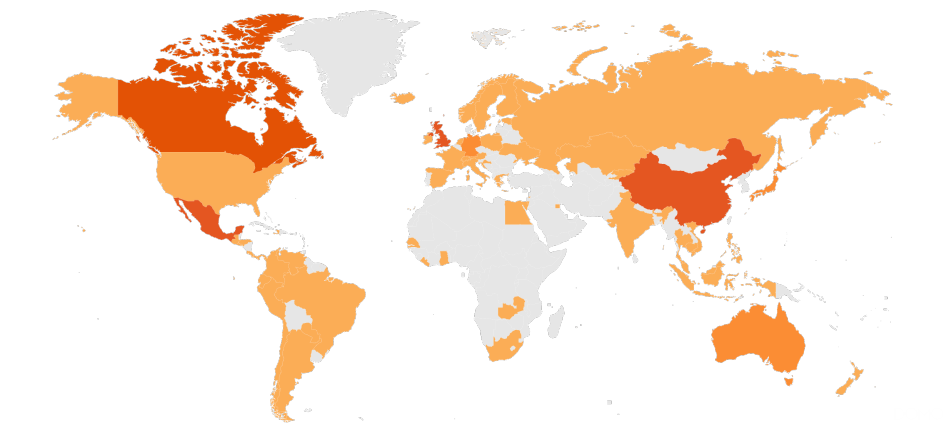
The graph above show the percentage* of import and export countries that have been impacted by COVID-19.

**Only those who responded 'Yes' to Q12 were included.*

Import countries affected by COVID-19



Export countries affected by COVID-19



Top 10 Import countries affected by COVID-19

Import country	Responses
China	26
Canada	11
United Kingdom	6
Germany	4
India	3
Mexico	3
Colombia	3
Japan	3
Australia	3
Italy	3

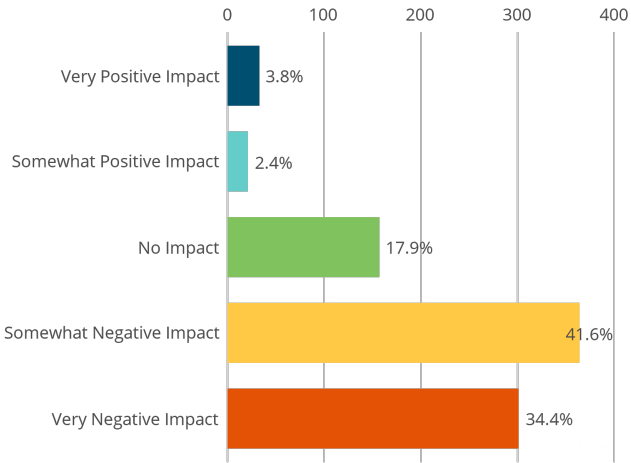
Top 10 Export countries affected by COVID-19

Export country	Responses
Canada	40
China	33
Mexico	22
United Kingdom	22
Australia	19
Germany	15
Japan	13
France	10
Italy	9
New Zealand	8

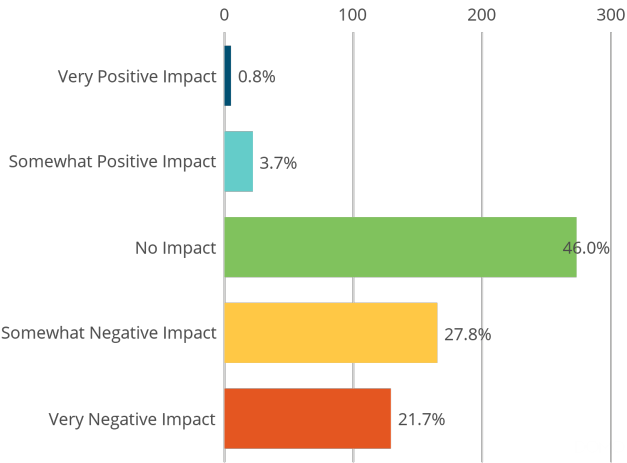
Other Areas of Impact

Please identify other areas your company has been impacted by COVID-19.

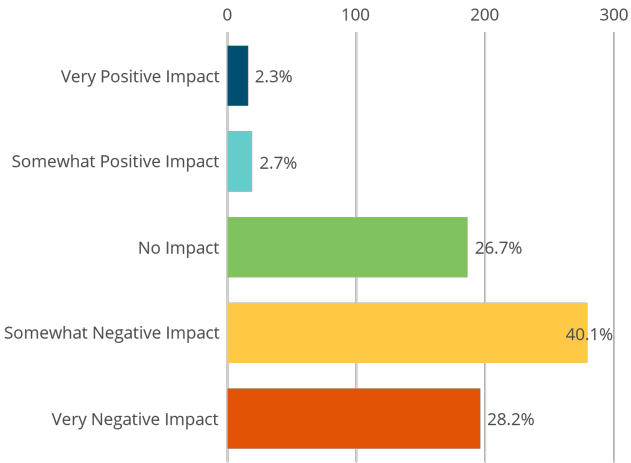
Supply Chain: Planning, Information, Sourcing, I...
876 responses



Manufacturing
594 responses



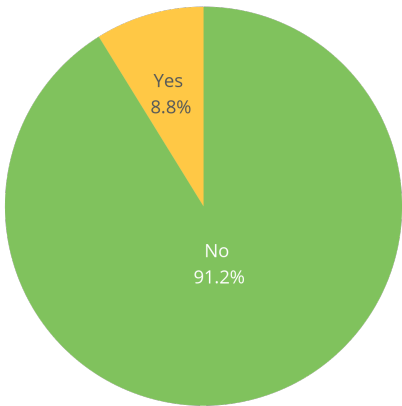
Logistics: Shipping Delays, Transportation, Retur...
696 responses



Change in Product Offering

Is your company selling and/or manufacturing new products(s) or service(s) as a result of COVID-19?

1,120 responses



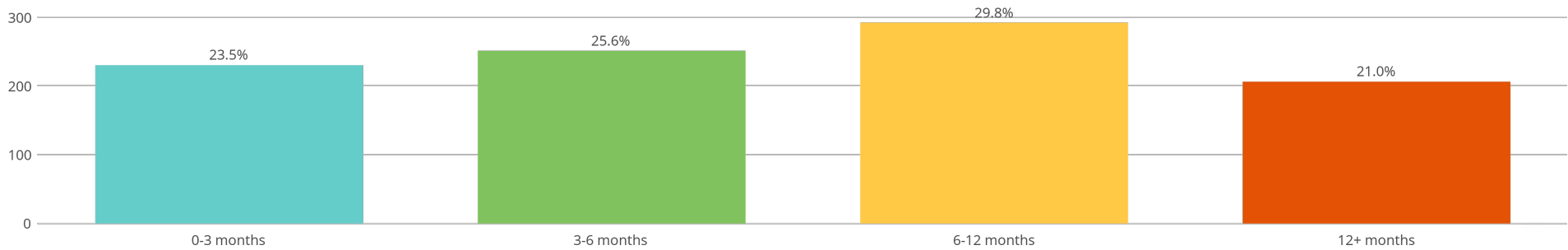
Describe the new product(s) or service(s) you are selling/ manufacturing

Products and services categorized	Respondent ID
Personal protective equipment	28
Remotely accessible services: education, legal, healthcare	26
Curbside pickup/ Home delivery/ Alternative	21
Other	16
Other general services	7
Application/ Technology	2
Financial assistance	2
Sanitization	1

Recovery Forecast

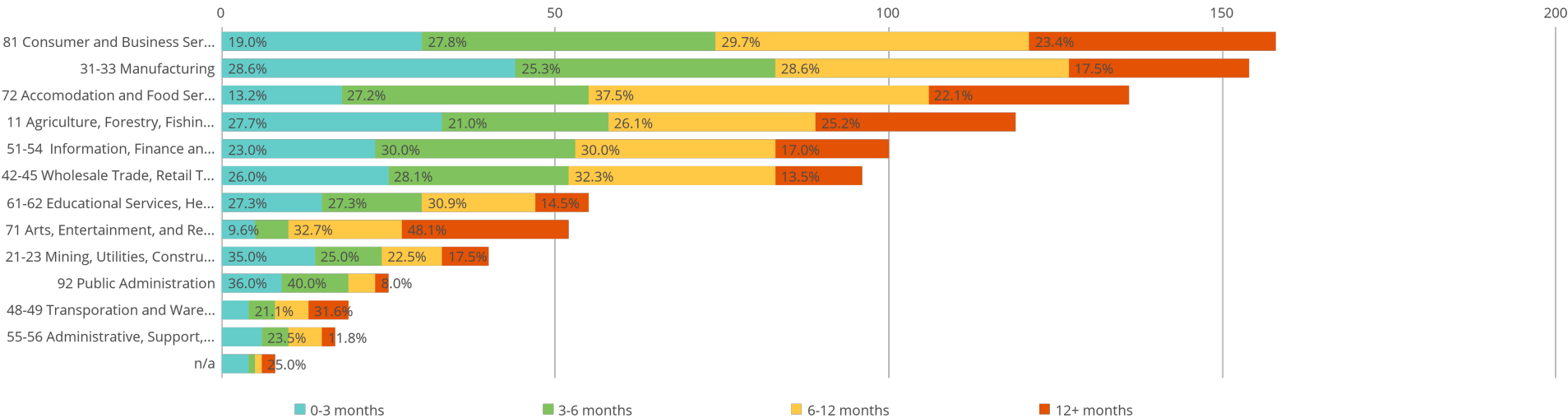
When the "Stay at Home Order" or similar restriction are waived, how long do you expect your business to recover back to normal operations?

979 responses



Recovery Forecast by Industry

979 responses

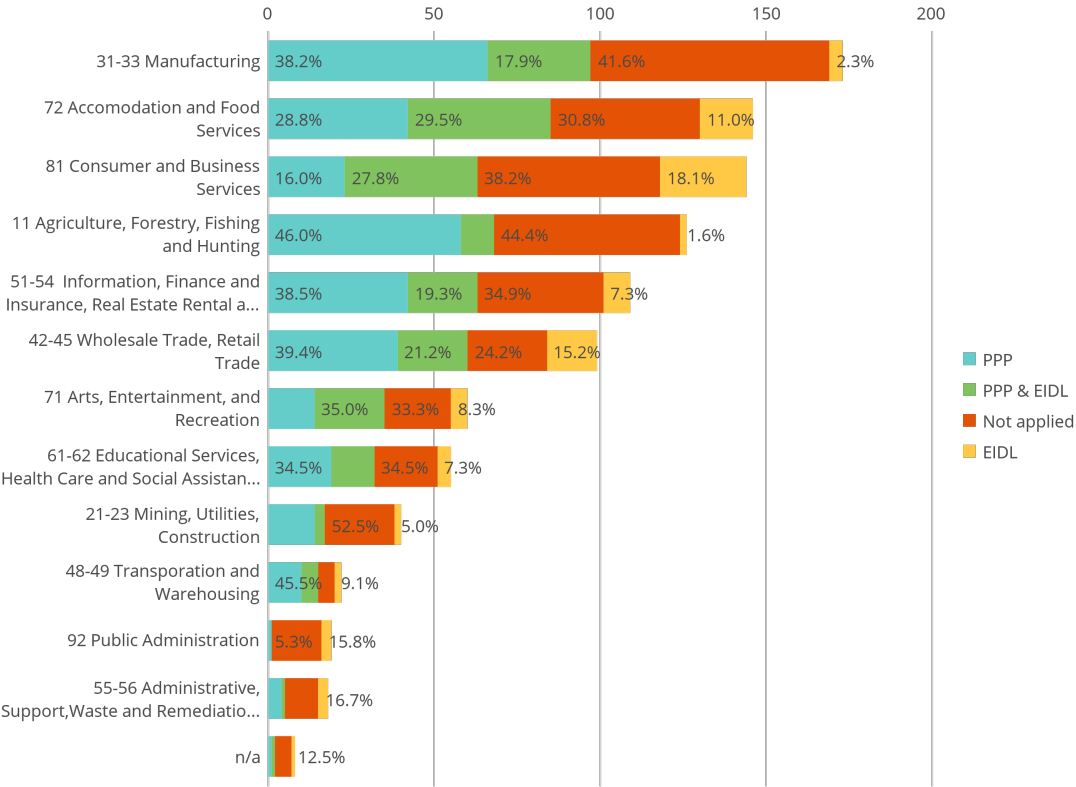
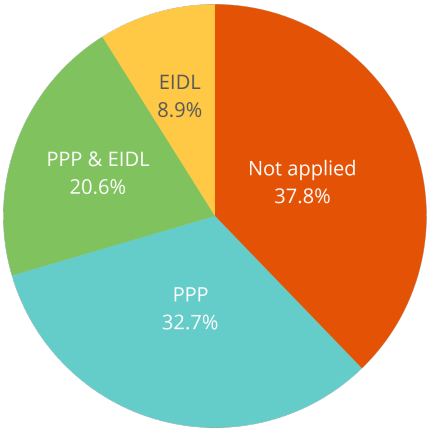


Stimulus Loan or Grant

Has your company applied for any State or Federal loan and/or grant programs, due to COVID-19?

1,019 responses

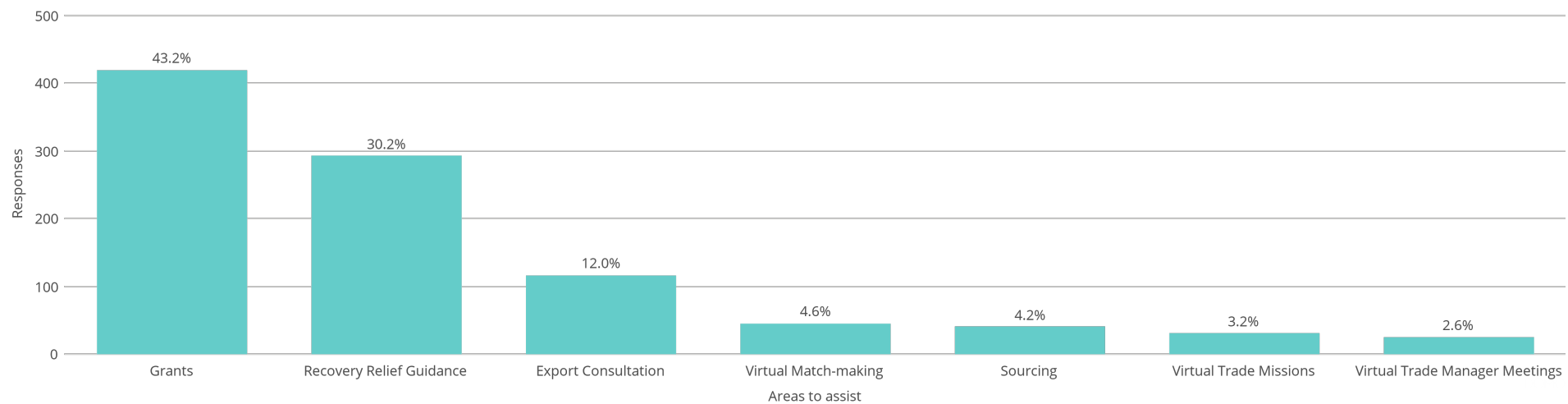
Not applied	385	37.8%
PPP	333	32.7%
PPP & EIDL	210	20.6%
EIDL	91	8.93%



Other Areas we can Assist

Are there other areas where the Idaho Department of Commerce (IDC)/Idaho State Department of Agriculture (ISDA) can assist your company?

970 total responses



Proportions above reflect the percentage of all respondents who requested that area of assistance overall.

Quick resources by area of assistance

- [Grants](#)
- [Recovery Relief Guidance](#)
- [Export Consultation](#)
- [Virtual Trade Mission](#)
- [Virtual Trade Manager Meetings](#)

Additional Resources

- [Idaho Rebounds: Our Path to Prosperity](#)
- [Idaho Governor Coronavirus Website](#)
- [Idaho Commerce COVID-19 Resources and Information](#)
- [SBA and CARES](#)

For questions or comments info@commerce.idaho.gov