




THE IDAHO ECONOMIC DEVELOPMENT EFFECT



\$90.7 BILLION
State GDP

894,461 Total Estimated
2021 Employment


Top State Industries



Semiconductor and
Related Device
Manufacturing



Back Offices and
Shared Services



Animal
Production



Professional,
Scientific,
Technical Services




Accommodation
and Food Services



Food
Manufacturing



Agriculture
Support Activities



Electrical Equipment
Manufacturing

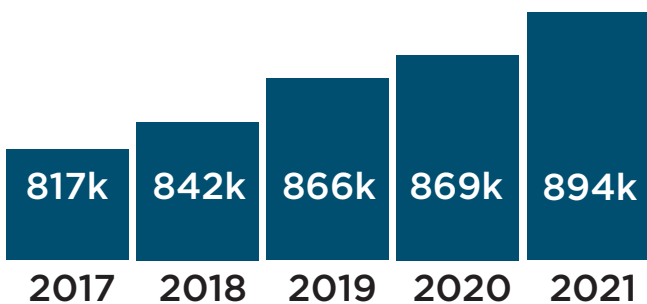


Wood Product
Manufacturing



Mining

5-Year Historic Job Growth



10% 10-Year Forecasted
Job Growth

\$55,800 Average
Wage

5-Year Program Impacts (2017 - 2021)



8,354
Jobs



\$44M
Infrastructure



\$1.7B
Cap Ex

CDBG

RCIF

GEM

TRI

Opportunity
Fund

Economic Modeling Specialist International (EMSI), 2021 Q4;
Data from US Bureau of Economic Analysis and US Department of Labor Statistics

Learn more at commerce.idaho.gov