



State of Idaho

July 2009

Work Force Trends

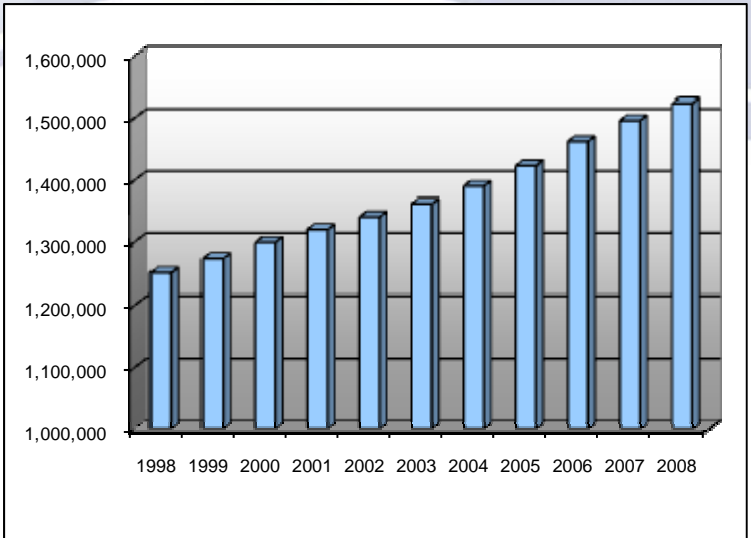
Population

Idaho's 82,413 square miles varies geographically from high desert in the south to beautiful forests on rugged mountains in the north.

From 2000 to 2008, the Idaho consistently ranked among the fastest growing states with population increasing by 18 percent, or nearly 230,000.

From 2007 to 2008, growth slowed to 1.8 percent, or 27,671, to hit 1,523,516 while the U.S. population grew by less than 1 percent. Idaho remains as the 39th most populous state but ranked 18th in net immigration from other states and countries from mid-2007 to mid-2008. That accounted for 55 percent of the population increase, the 12th highest percentage among all the states. Nearly three-fourths of the 27,671 increase occurred in the five counties with populations over 70,000 – Ada, Bonneville, Canyon, Kootenai and Twin Falls.

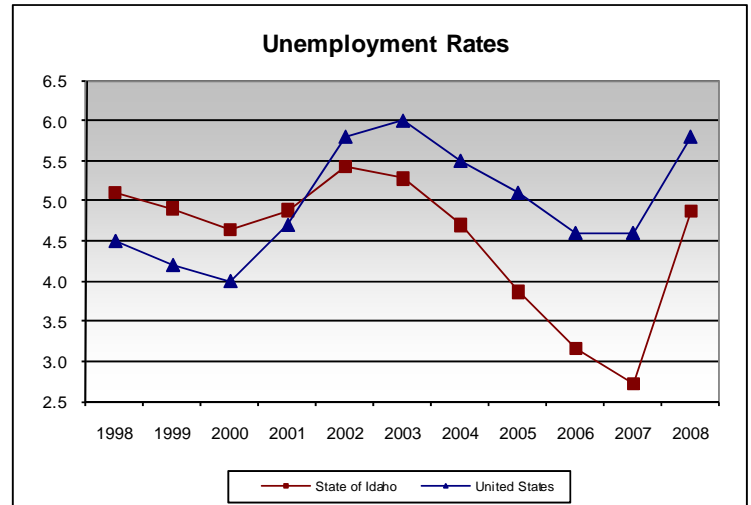
Until late 2008 Idaho's economy remained among the best in the nation, which influence growth from in-migration. But as the economy slowed, so did population growth.



Labor Force & Employment

Idaho's labor force grew 16.5 percent from 1998 to 2008. Following the 2001 recession, economic expansion began providing more opportunities in 2005 for Idaho workers.

After average unemployment hit a record 37,042, which was 5.4 percent of the labor force in 2002, Idaho's average annual unemployment rate has been below the national level. The state economy began rebounding from the 2001 recession in 2004. By 2007 the unemployment rate had fallen to a record low 2.8 percent. The current recession has taken a heavy toll on Idaho's labor force. Total employment dropped by over 15,000 to 718,097 from the record high in 2008. The number of workers unemployed increased dramatically to 36,782, just below the record 2002 level. The 2008 annual unemployment rate increased 2.2



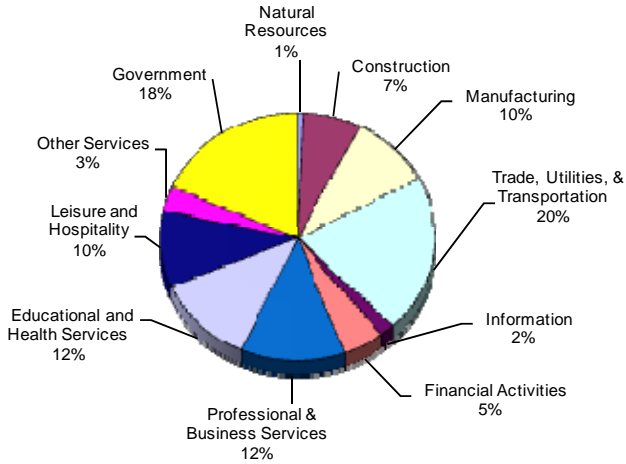
percentage points to 4.9 percent, the highest since 2003, and the rate continued climbing in early 2009.

The growth in nonfarm jobs, came to an abrupt halt in 2008. After increases of 4 percent and 4.4 percent in 2005 and 2006, jobs rose a modest 2.7 percent in 2007 before falling in 2008, the first annual decline since 1986. Information, education, health care and government were the only major sectors to report increases. The economic recession had a dramatic impact on construction and manufacturing, where combined 10,200 jobs were lost.

Labor Force	June 2008	June 2009
Civilian Labor Force	753,655	747,851
Total Employment	717,896	685,615
Unemployed	35,759	62,236
State of Idaho % Unemployed	4.7	8.3
U.S. % Unemployed	5.6	9.5

Labor Force	1998	1999	2000	2001	2002	2003	2004	2005	2006	2007	2008
Civilian Labor Force	647,873	652,884	661,599	677,855	683,184	688,999	703,851	725,216	741,708	754,137	754,878
Unemployment	33,125	31,922	30,665	33,039	37,042	36,372	33,105	28,024	23,440	20,484	36,782
% of Labor Force Unemployed	5.1	4.9	4.6	4.9	5.4	5.3	4.7	3.9	3.2	2.7	4.9
Employment	614,748	620,962	630,934	644,816	646,142	652,627	670,746	697,192	718,268	733,652	718,097

Nonfarm Payroll Jobs for 2008



Employment & Wages

Covered employment since 1998 reflects the economy's industrial changes and the recession's impact. In 2008 there were 54,168 private businesses that provided 539,846 jobs in Idaho, an increase of 450 businesses from 2007 but a loss of nearly 7,300 jobs.

The average covered wage in 2008 was \$33,889, up 1 percent from 2007. The largest increase occurred in mining sector, where wages rose 5.8 percent. Agriculture had the second largest increase at 4.3 percent. The smallest increases were in construction at a half percent and trade at just four-tenths. Financial services reported a 1.3 percent drop in wages. Mining continued providing the fewest jobs and highest average wage at \$58,895. The leisure and hospitality sector continued to have the lowest average wage at \$13,227.

Major Private Employers

Albertsons Inc.
 Battelle Energy Alliance
 BYU-Idaho
 CH2M-WG Idaho
 Fred Meyer Inc/Kroger
 Hewlett Packard Inc
 J. R. Simplot Co.
 Micron Technology, Inc.
 Potlatch Corp.
 St. Alphonsus Regional Medical Center
 St. Luke's Regional Medical Center
 Wal-Mart
 Wells Fargo Bank

Occupational Wages*	Starting Wage
Retail Salesperson	\$6.90
Cashiers	\$6.15
Office Clerk	\$8.12
General Manager	\$15.03
Truck Drivers, Heavy	\$9.67
Registered Nurse	\$18.38
Customer Service Representatives	\$8.49
Nursing Aides, Orderlies, & Attendants	\$7.36
Esc Sec & Admin Assistants	\$10.75
Food Prep. & Server	\$6.02
Janitor & Cleaner	\$6.84
Laborer & Material Handler	\$6.66
Elementary School Teacher	\$40,563 (annual)
Secondary School Teacher	\$41,314 (annual)
Construction Labors	\$8.60

* Additional occupational wage data can be found on the Idaho Department of Labor Web site at lmi.idaho.gov.

Covered Employment & Average Annual Wages Per Job for 1998, 2007 & 2008	1998		2007		2008	
	Average Employment	Average Wages	Average Employment	Average Wages	Average Employment	Average Wages
Total Covered Wages	524,590	\$24,797	660,677	\$33,544	653,388	\$33,889
Agriculture	20,181	\$18,779	22,091	\$26,368	22,141	\$27,510
Mining	2,817	\$36,952	2,653	\$55,693	2,759	\$58,895
Construction	32,622	\$27,274	52,381	\$37,405	45,281	\$37,546
Manufacturing	69,012	\$33,699	66,275	\$46,272	63,107	\$46,671
Trade, Utilities & Transportation	110,299	\$22,500	131,158	\$30,536	130,242	\$30,573
Information	8,377	\$28,548	10,899	\$38,480	11,736	\$38,808
Financial Activities	22,671	\$28,449	30,432	\$41,139	29,711	\$40,617
Professional and Business Services	50,787	\$29,553	83,014	\$40,032	80,461	\$40,616
Educational and Health Services	46,811	\$25,182	70,793	\$33,454	74,634	\$34,279
Leisure and Hospitality	50,432	\$9,458	63,167	\$13,015	63,131	\$13,227
Other Services	13,942	\$17,848	16,099	\$23,389	16,283	\$23,989
Government	95,368	\$26,329	111,716	\$34,364	113,902	\$35,375

Per Capita Income	1998	1999	2000	2001	2002	2003	2004	2005	2006	2007
State of Idaho	\$21,789	\$22,786	\$24,077	\$25,024	\$25,234	\$25,543	\$27,389	\$28,681	\$30,374	\$31,804
United States	\$26,883	\$27,939	\$29,843	\$30,574	\$30,838	\$31,530	\$33,157	\$34,690	\$36,794	\$38,615